



DRAAS SERVICE GUIDE - DRAAS READY TO CLOUD

Last Modification Date: 05/03/2021
Exported and Shared on: 01/30/2023

For additional information, visit www.intervision.com

CONTENTS

1	Use Cases	1
2	Service Details.....	1
2.1	Replication Software	1
2.2	Replication Connectivity.....	2
2.3	Disaster Recovery Testing	2
2.4	Client Portal	2
2.5	Service Provider Portal.....	2
3	SERVICE DELIVERY.....	3
3.1	RPO / RTO.....	3
3.2	Post Termination Data Retention	3
4	DRaaS Ready to Cloud specific SERVICE ITEMS	3
5	USE CASE DIAGRAM.....	5
5.1	System Requirements	6
5.2	Test and Recovery Scenarios.....	7
6	DRaaS Overview	7
7	Service Description:.....	8
8	Service Details.....	1
8.1	Roles & Responsibility Matrix.....	10
9	Service Activation.....	12
10	Collaborative Implementation.....	13



11 Service Items..... 13

12 Definitions..... 14

13 DISASTER RECOVERY AS A SERVICE LEVEL OBJECTIVES
AND COMMITMENTS 15

13.1 Recovery Service Level Commitments.....15

13.2 INFRASTRUCTURE AS A SERVICE AND DISASTER RECOVERY
AS A SERVICE BILLING PROCEDURES16

DRAAS SERVICE GUIDE - DRAAS READY TO CLOUD

The DRaaS to Cloud service offers the following features to optimize the replication environment:

- Enterprise-class replication software suite, which includes:
 - Application-aware processing: File, Systems, VMs, Database
 - Data encryption for data in transit
 - Data encryption for data at rest
 - Reduction in stored data capacity and network traffic
- Unified billing for licensing, cloud resources and support
- Configuration and management of the cloud storage and computing capacity required to run your protected workloads during the protection phase and additional resources to expand as needed within the specified RTO during the recovery state
- Network connectivity can work across Internet, VPN, and private circuits
- 24/7 Customer support
- Monitor and manage the replication and cloud infrastructure:
 - Responding to alerts that are target infrastructure-related
 - Performing software updates
- Client Portal to view replication jobs, policies, health information, and self-service capabilities
- Configuration documentation and best practices to effectively manage your recovery needs
- Support for two annual, pre-scheduled test certifications initialized during standard support hours are included in the managed service as specified in the playbook testing section
- Professional services are available to help determine the workloads you need to have protected, assist with the creation of a playbook and test plans, and assist during tests and declarations as part of the implementation fee or through a paid consultation
- InterVision will initiate all actions defined in the Recovery Run Book. Services beyond the scope of the Run Book, including steady-state operations after the declaration, will require a separate statement of work and may incur additional professional service costs.

1 USE CASES

DRaaS Essentials supports the following use case:

1. Replication of customer virtual environments to Cloud Environment with either AWS or Azure.

2 SERVICE DETAILS

2.1 REPLICATION SOFTWARE

InterVision will provide replication software for the virtual servers and systems that you would like to protect

- Zerto

Replication Targets

InterVision will create and manage the recovery environment that includes the resources (i.e. storage and compute) to build the virtual targets as well as the necessary cloud appliances to successfully replicate to the cloud.

The customer is responsible for all charges from Cloud Provider for the “DRaaS Ready Cloud Landing Zone”. These charges are passed through to the customer on their InterVision invoice. Pricing indicated on the Service Order establishes a minimum monthly commitment. As changes occur and services are added additional fees may be incurred in the Cloud account and those charges will be passed through to the customer.

Changes that incur extra charges may include but are not limited to:

- Adding VMs to replication



- Adding storage to replicated workloads
- Running workloads in the DRaaS Ready VDC
- Declaring a disaster
- Running a DR test
- Reverse Replication
- Support plans

2.2 REPLICATION CONNECTIVITY

InterVision will build the network connectivity during implementation or will assist the customer in developing a connectivity plan per InterVision's recommendations.

Connectivity for DRaaS to Cloud includes one of the following as a standard offering:

- VPN
- DirectConnect

2.3 DISASTER RECOVERY TESTING

- Free test certifications must be scheduled at least 30 days in advance. Test initiation or support requested outside standard support hours will incur per-incident fees
- Additional services beyond initiating the test workflow will be billed on a time and material basis. Fees will be indicated in the playbook
- Upon test or declaration, existing and recovered VMs will be available for management and access through VPN
- All Cloud resources consumed during testing including compute, storage, IO, and data transfer are charged at current provider rates
- Additional services beyond initiating the test workflow will be billed on a time and material basis. Fees will be indicated in the playbook

2.4 CLIENT PORTAL

The following client portals are available to manage the client environment:

- Zerto Management Console: Replication management
- AWS Management Console: Infrastructure management or Microsoft Azure Portal
- Portfolio: ACF and playbook repository

2.5 SERVICE PROVIDER PORTAL

The Zerto Analytics portal is only available to Zerto Service Providers at this time. Client access is in development, ETA 2020.

- Zerto Analytics: Reporting on replication
 - Reports can be generated by the Service Provider and exported to Excel, CSV, or PDF



3 SERVICE DELIVERY

3.1 RPO / RTO

- RPO of seconds
- RTO targets vary are determined during implementation and POC DR Test
 - DRaaS Ready: minutes to hours

3.2 POST TERMINATION DATA RETENTION

In the event of the termination of the Disaster Recovery services, InterVision will not take any action to intentionally erase any of the client content stored on the Cloud environment for the remainder of the current billing cycle. The Customer can continue to pay for the unmanaged/unsupported storage in the Cloud environment for up to ninety (90) days after the effective date of termination. In the event of a termination by Hosted Cafe' for the Customer's failure to pay fees, Hosted Cafe may erase client content stored in the Cloud environment or any portion thereof at the end of the current billing cycle. Hosted Cafe shall reasonably assist Customers with migrating all client content off of the Hosted Cafe owned Cloud environment or by providing access via a Professional Services Agreement.

4 DRAAS READY TO CLOUD SPECIFIC SERVICE ITEMS

The following service items may be included when purchasing the DRaaS Ready to Cloud Product.

Licensing
Zerto
Zerto Cloud Appliance
FortiSIEM Subscription
AMP License (Bastion Host + ZCA)
Kaseya (Patching on Bastion Host + ZCA)
AWS Cloud Architecture
AWS Storage (S3)
AWS Network (VPN or DirectConnect)
AWS Compute (EC2)

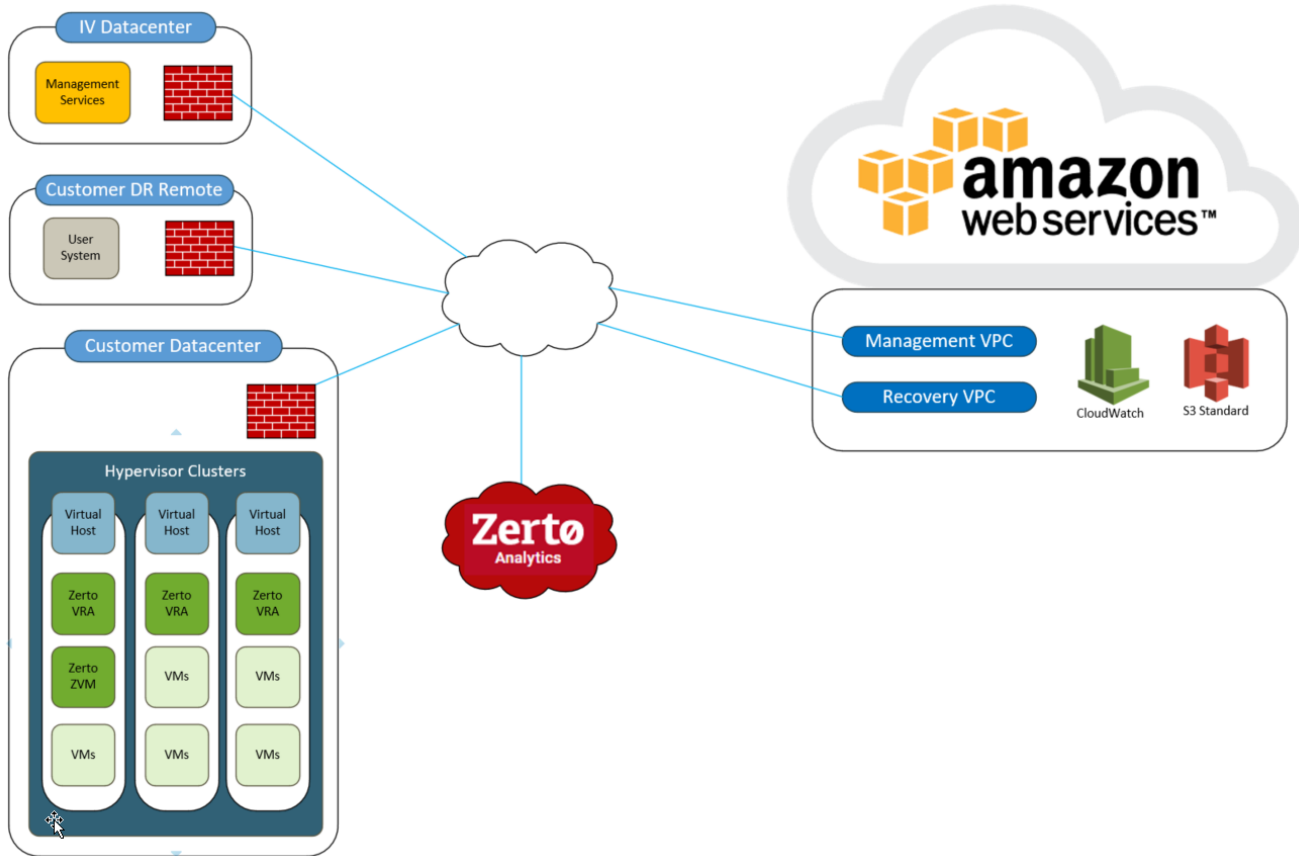


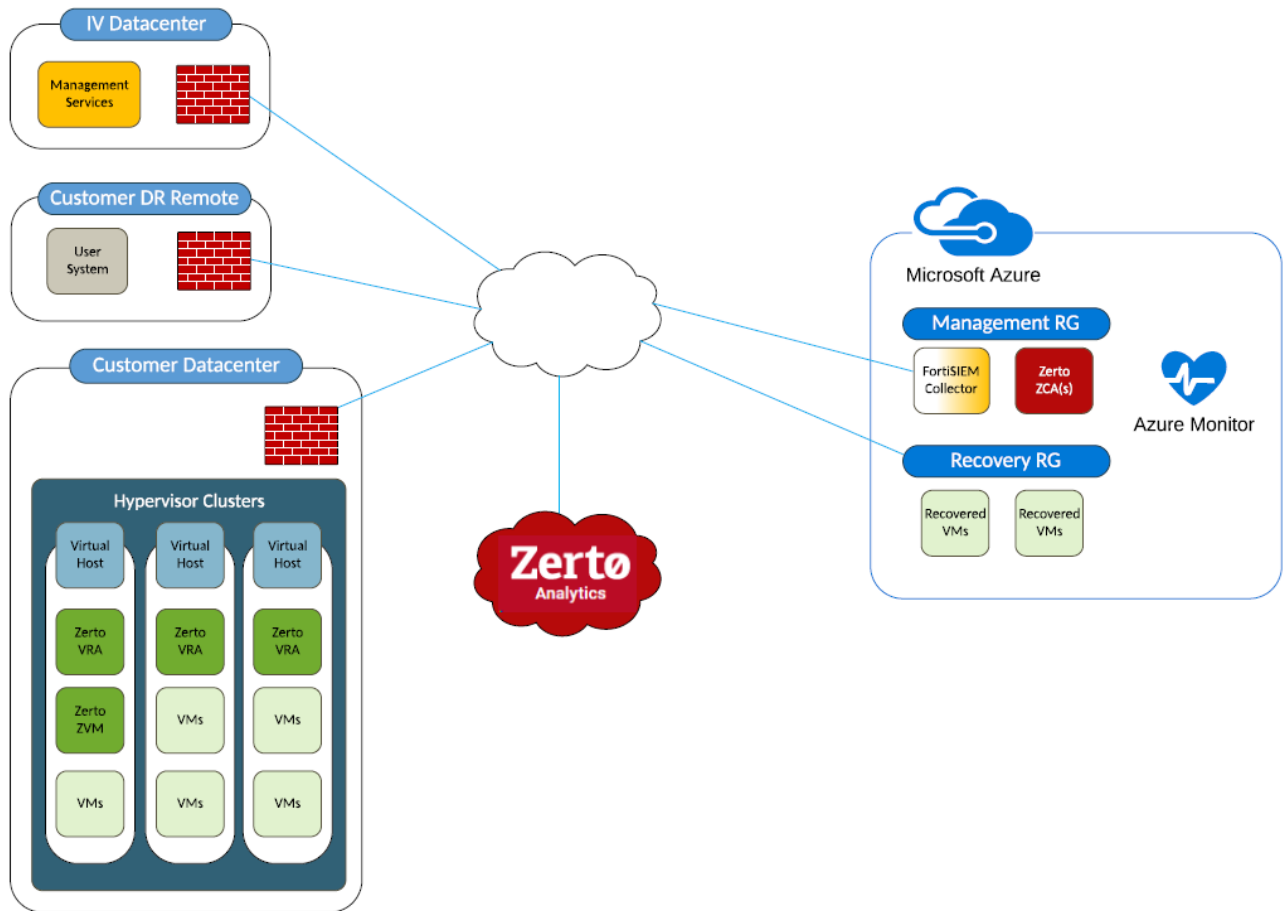
DRAAS SERVICE GUIDE - DRAAS READY TO CLOUD

AWS Cloudwatch
AWS Cloudtrail
AWS Other (i.e. high-availability, load balancing, and analytics)
Azure Cloud Architecture
Azure Storage blob
Azure Network
Azure Compute
Azure Monitor
Support & Professional Services
Implementation
Support
Professional Services
Additional Testing
Failover Declaration



5 USE CASE DIAGRAM





5.1 SYSTEM REQUIREMENTS

5.1.1 ALL DRAAS CLIENTS

- Client environment specifications cannot exceed the cloud or replication system specifications or the replication or recovery may not function.
- For a full compatibility list of supported technology visit <https://www.zerto.com/myzerto/technical-documentation/>

5.1.2 WHEN REPLICATING WITH ZERTO

- Requires a VPN or Direct Connect for replication traffic
- Requires one ZCA Appliance per environment - size can vary based on the size of the workload
- Requires one ZASA Appliance per VM being protected (created by Zerto)
- Requires one ZSAT Appliance per environment - two times the size of the EBS disks being replicated. (created by Zerto)
- Appliances require EBS storage
- Snapshots are used for journal history on S3
- Standard data-in/data-out rates apply for all replicated or recovered data

DRAAS SERVICE GUIDE - DRAAS READY TO CLOUD

- In-Cloud IO/Puts/Gets will be at standard rates and depend on the rate of change in the protected workload
- For additional replication system requirements for Zerto please visit <https://www.zerto.com/myzerto/technical-documentation/>

5.1.3 FEES AND PAYMENTS

The customer is responsible for all charges from Cloud Provider for the “DRaaS Ready to Cloud Landing Zone”. These charges are passed through to the Customer on their InterVision invoice. Pricing indicated on the Service Order establishes a minimum monthly commitment. As changes occur and services are added additional fees may be incurred in the cloud account and those charges will be passed through to the Customer.

Changes that incur extra charges may include but are not limited to:

- Adding VMs to replication
- Adding storage to replicated workloads
- Running workloads in the DRaaS Ready VDC
- Declaring a disaster
- Running a DR test
- Reverse replication
- Support Plans

5.2 TEST AND RECOVERY SCENARIOS

The table below summarizes Hosted Cafe’ test and recovery scenarios and applicable fees. Fees will be clearly described in the customer’s playbook.

	Sandbox Test	Full Failover Test	Recovery
Declaration Fee	No	No	No
IaaS Resource Fee	No (up to 3 days)	No (up to 3 days)	Yes
Professional Service Fee	No*	No*	No*
Support Fee	No**	No**	No*

* Typically, there are no Professional Services fees for a Test, but exceptions could be noted in the runbook by mutual agreement of actions, not in the scope of the managed service. This could include but is not limited to 3rd party device support, or additional planning and testing failback after a disaster declaration.

** Tests scheduled during standard Professional Support hours do not incur a support fee. If the client requests a test outside of standard Professional Support hours, “per incident” fees may apply. These are agreed upon at test scheduling.

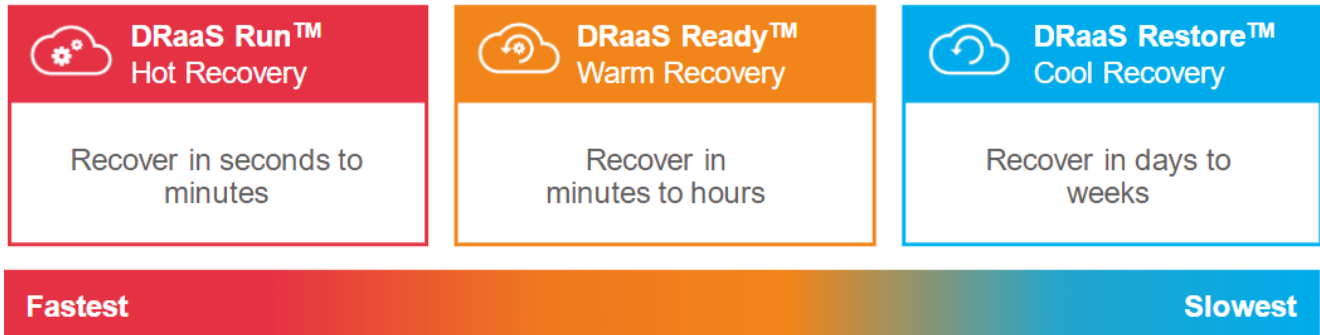
6 DRAAS OVERVIEW

InterVision DRaaS solution suite proves your ability to recover mission-critical services at desired time intervals, from seconds to days, that maximizes efficiency and cost-effectiveness. InterVision’s world-class support and



DRAAS SERVICE GUIDE - DRAAS READY TO CLOUD

implementation teams will work with the customer to determine what recovery tier works best for each specific application/server. This managed service monitors and nurtures critical replication and recovery health components, providing insightful notifications to you and the InterVision service team to ensure recoverability is maintained.



DRaaS Run™ proves your ability to recover your mission-critical services in near real-time. It combines InterVision's enterprise-quality hosting infrastructure as an always-on virtual datacenter that runs a passive replica of critical services in a managed cloud environment.

DRaaS Ready™ proves your ability to recover your high-impact services within minutes to hours of a declaration. It protects the entire application, both physical and virtual machines, in one, easy to view and recover environment.

DRaaS Restore™ proves your ability to recover offsite backups into the cloud or to the original site.

Portfolio shows real-time and historic evidence of recoverability and certified test results to provide you with confidence and proof you can share with your stakeholders.

7 SERVICE DESCRIPTION:

The DRaaS solution suite offers the following features and options to optimize your disaster recovery environment:

- Configuration documentation along with best practices on how to most effectively manage your services at InterVision
- Enterprise-class replication technologies
- Setup, support, monitoring, and management of the target cloud environment
- Replication traffic through the Internet, VPN or private network
- Storage and computing capacity to power on your protected workloads within the specified RTO
- Data encryption in-flight and at-rest
- Scheduled maintenance of the infrastructure performed during standard maintenance windows
- Testing and Declaration:
 - Compute resources are included in the base service cost for two annual, pre-scheduled test certifications initialized during standard support hours
 - Free test certifications must be scheduled at least 30 days in advance
 - Test initiation or support requested outside standard support hours will incur per-incident fees
 - Additional services beyond initiating the test workflow will be billed on a time and material basis. Fees will be indicated in the runbook if applicable.
 - Upon test or declaration in Run and Ready environments, recovered VMs will be available for management and access through the VMware vCloud® Director™ interface in your Virtual Datacenter



DRAAS SERVICE GUIDE - DRAAS READY TO CLOUD

- In Restore environments, recovery incidents are billed at an agreed-upon rate to restore the virtual machines. Time is billed only for restoration labor, not file copy wait times.
- Declarations will be treated as Priority 1 events
- Professional services can provide the following support:
 - Determining workloads you need to have protected
 - Determining appropriate RPO targets¹
 - Initial data seeding of recovery environments
 - Assist with the creation of a playbook and test plans
 - Assist during tests and declarations as part of the implementation fee or through a paid consultation
- Restores to client site via self-service or into InterVision cloud environment via Customer Support
- Client Portal to view replication jobs, policies, health information, and self-service capabilities

Because you are in control of your data center, virtual machines, and their replication, Hosted Cafe cannot guarantee an RPO for your specific workload.

8 SERVICE DETAILS

The InterVision Disaster Recovery as a Service (DRaaS) delivers replication of virtual machines to an InterVision disaster recovery environment or to the public cloud.

Managed Virtual Machine Replication and Orchestration - InterVision utilizes 3rd party software to replicate, administer, and orchestrate the virtual machines and is available through the end-user web portal.

Monitoring and Support - InterVision will monitor the replication Service to ensure that the Service is running, remediate any issue related to InterVision provided infrastructure, and provide reporting on any customer-impacting incidents. Monitoring information will be available to the customer via the HostedCafe.com¹ portals.

Service Runbook - InterVision will provide a DRaaS Service runbook template and assist with populating the runbook with information specific to the InterVision DRaaS Service.

Disaster Recovery Service Validation - InterVision will provide a DRaaS Audit and Testing that provides the ability to validate replication and failover services. The validation Service includes reviews of customer-specific documentation and runbook and target recovery resource pool and site-to-site connectivity. VM failover services will be tested. InterVision will provide a report of the failover readiness and consult of potential issues and recommendations. This Service is an additional fee and is required to maintain the service SLO and SLA promises to ensure the SLO and SLA can be met.

Recovery Services - InterVision will assist with virtual data center site failover upon request by customer. InterVision service team will initiate the virtual machine failover operations, monitor the failover activity, and validate the virtual machines have been successfully failed over and are accessible. Tasks outside of the virtual machine replication and failover are outside of the scope of this Service and can be provided under separate work order. Application validation will be the responsibility of the customer.

Service Portals - InterVision will provide access to service portal for the following: service monitoring, VM administration, and for service request.

Scheduled maintenance - Infrastructure and Software maintenance will be performed and communicated in standard maintenance windows.

Initial data seeding services - are available for an additional fee. Contact Hosted Cafe's Professional Services for details and pricing information.

¹ <http://HostedCafe.com>



8.1 ROLES & RESPONSIBILITY MATRIX

	Client	InterVision	Extended Services*
General			
Server and Application information (account, password, location, etc.)	X		
Client escalation information	X		
Installation and Configuration			
Determine the data to be protected	X		X
Determine RPOs and RTOs for each application	X		X
Provide the restore information including System details, folder path and/or file, file overwrite, etc.	X		
Target system configuration	X	X	
Install replication software	X		X
Create Replication Jobs	X	X	
Virtual target installation	X		
Physical IaaS target installation (excluding O/S)		X	
Physical non-standard target installation		X	X
Replication license		X	
Monitoring			
Monitoring of DRaaS Ready replication jobs		X	



DRAAS SERVICE GUIDE - DRAAS READY TO CLOUD

	Client	InterVision	Extended Services*
Monitoring of DRaaS Restore replication jobs			X
Monitoring of non-standard targets			X
Incident and Problem Management			
Software and configuration support		X	
Event Notification		X	
Replication job issues		X	
Failover and recovery of protected systems**		X	
Failback planning and migration Post DR declaration			X
Malware and Ransomware removal	X		
Maintenance and updates replication software		X	
Virtual target	X		X
Physical IaaS target and infrastructure (firmware)		X	
Physical non-standard target and infrastructure (firmware, O/S, etc.)	X		X
Administer SW feature releases and non-critical updates		X	
Management			



DRAAS SERVICE GUIDE - DRAAS READY TO CLOUD

	Client	InterVision	Extended Services*
Provide customer requirements (maintenance windows, reboot schedules, etc.)	X		
Administer user access to portal	X	X	
Customer's change management and notification	X		
Hosted Cafe notification of replication infrastructure maintenance events		X	
Reporting			
DR Playbook		X	
Custom Recovery Reports			X
Replication Policy Management - Post Implementation			
Replication redesign			X
Disaster Recovery Playbook Updates		X	

* Extended Services are services that may be provided at a cost incremental to the monthly recurring fees.

**May require additional professional services fees for a disaster declaration. or testing outside of standard support hours.

9 SERVICE ACTIVATION

All implementations are treated as a project and owned by the InterVision Project Management Office. The Project Manager, Implementation Consultant, and a Cloud Resiliency Team(CRT) member are the primary points of contact during the deployment of a DRaaS solution. Common step to service activation:

1. Project kickoff call with the client to introduce the project team, understand requirements/key dates for the project.
2. Technical data gathering from the client
3. Deployment of the client environment in the replication target
4. Review with the client how to connect to their environment



10 COLLABORATIVE IMPLEMENTATION

1. Install appropriate replication technology in the client's production environment
2. Connecting client production environment to target (typically a VPN or dedicated PtoP)
3. Initiate replication of client Virtual Machines
4. Configuration of recovery firewall to match production configuration.
5. Upon completion of replication, a test plan is drafted for an initial DR test
6. The client performs test of DRaaS environment with our assistance
7. Review findings with the client
8. Draft Playbook based on test plan and test findings
9. The playbook is revised until mutually agreeable.
10. Schedule Portfolio training with the client
11. Transition to steady-state operations with Cloud Resiliency Team

InterVision recommends repeating steps 6-11 twice annually with the assistance of the InterVision Customer Support Team.

11 SERVICE ITEMS

The following service items may be included when purchasing the DRaaS Solution suite.

IaaS Resources
<ul style="list-style-type: none"> • CPU • Memory
Licensing
<ul style="list-style-type: none"> • DRaaS Replication License (Zerto) • DRaaS Restore Cloud Connect License (Veeam) • DRaaS Backup License (Veeam)
Storage
<ul style="list-style-type: none"> • Standard, Encrypted • Ready • Archive
Replication Traffic
<ul style="list-style-type: none"> • 1GB Port • 10GB Port • Internet • In-Cloud Replication (Data Flow) • IP Address
At Recovery



DRAAS SERVICE GUIDE - DRAAS READY TO CLOUD

- CPU at Recovery
- Memory at Recovery
- Storage - Standard at Recovery
- Max Bandwidth at Rec - 10 Mb
- Max Bandwidth at Rec - 100 Mb
- Max Bandwidth at Rec - 1 Gb

DraaS Service Management

- Replication Service - Ready Virtual
- Replication Service - Restore Service

12 DEFINITIONS

AWS Landing Zone: is a predefined AWS operating environment designed and built for the purposes of supporting the InterVision service.

Client Content: Electronic data or information submitted by Client to the Disaster Recovery Service

Declaration: The announcement by preauthorized personnel that a disaster or severe outage has occurred (or is imminent) that triggers predefined response actions.

Declaration Event: is the Client has notified InterVision in writing (such as a support ticket) of intent to use the DRaaS VDC as the primary environment, i.e. to recover and resume production in the DRaaS VDC. Declaration Events are verified according to InterVision protocols.

DRaaS Runbook (Playbook): is a predefined staged task list to achieve recovery for disaster events. To be developed during disaster recovery testing.

DRaaS Virtual Data Center: and **DRaaS VDC:** shall mean an environment provided to Client by InterVision for purposes of replicating data and for recovering the virtual machines and data upon a Declaration Event. These are Run, Ready and Restore VDC types.

Failback: the process of re-synchronizing that data back to the primary location, halting I/O and application activity once again and cutting back over to the original location.

Failover: the process of shifting I/O and its processes from a primary location to a secondary disaster recovery (DR) location. This typically involves using a vendor's tool or a third-party tool of some type that can temporarily halt I/O, and restart it from a remote location.

Full Failover Test: An actual failover of the protected workload to the target site. Failback is needed to return the workload and any updates or transactions to its primary datacenter. A successful Sandbox Test is highly recommended before performing a Full Failover Test to reduce the risk of potential application disruption.

Journal: Contains the recovery checkpoints for the environment, stores continuous checkpoints for failover based on RPO and Retention settings.

Recovery Point Objective (RPO): point in time in which data must be recovered to avoid unacceptable data loss in a disaster situation.

Recovery Time Objective (RTO): is the target time for the recovery of your Virtual Machine after a disaster has struck. InterVision will validate the virtual machine boots and operates. Client testing and validation that the application is operational is beyond the InterVision RTO.



DRAAS SERVICE GUIDE - DRAAS READY TO CLOUD

Replication: is the Managed Service activity that manages and transfers the Client's data to the DRaaS VDC in a Replication State.

Replication Service: is the Managed Service pertaining to the replication activities and is a function of the number of Client Virtual Machines being replicated, or the amount of Storage consumed.

Recovery: The process of promoting a protected workload into full operation.

Recovery Test: is a test of the recovery processes and the DRaaS VDC environment in Recovery State that stops short of making it the primary production VDC for any period.

Recovery State: is the period between a Declaration Event and the time the Client has resumed production in the original primary environment or has converted the DRaaS VDC to a production VDC.

Sandbox Test: Allows for testing a copy of the protected workload in isolation at the target site with all updates or transactions being discarded upon completion.

Virtual Protection Group: A prioritized collection of Virtual Machines that must be recovered together

Zerto Cloud Appliance: Manages the three Zerto services within Amazon Web Services EC2 instance. The three services included in the Zerto Cloud Appliance:

- **Zerto Virtual Manager:** Manages disaster recovery, business continuity and offsite backup functionality at the site level
- **Zerto Virtual Replication Appliance:** Replicates the VMs and virtual disks
- **Zerto Backup Appliance:** Manages offsite backup operations. Runs as a service at the target site, in this case, in Amazon Web Services and enables the backup of replicated data. There is no host in ZCA.

13 DISASTER RECOVERY AS A SERVICE LEVEL OBJECTIVES AND COMMITMENTS

DRaaS Availability

InterVision commits that the DRaaS Infrastructure will be available 99.99% in a given calendar month. Should the DRaaS Service Monthly Availability fall below 99.99%, Service Credits are defined in the Work Order

InterVision commits that the DRaaS Services will be available 99.9% in a given calendar month. Should the DRaaS Service Monthly Availability fall below 99.99%, Service Credits are defined in the Work Order

DRaaS Monthly Availability % is calculated per Data Center on a monthly basis, as: $100\% - (\text{Total DRaaS downtime minutes} / \text{total minutes in a given month})$. Downtime minutes are accrued starting after the first 20 minutes during which the DRaaS was reported as inaccessible. Service Credits will be applied only for the portion of the BaaS that was affected and unavailable.

13.1 RECOVERY SERVICE LEVEL COMMITMENTS

Recovery Point Objective (RPO): The RPO will be determined by the Service Offering and the underlying technology architected to provide the solution. InterVision will perform the best effort to keep the RPO within the time specified in the customer's Playbook. The customer will be alerted should the solution fall out of the RPO set.



Recovery Time Objective (RTO): The RTO will be determined by the Service Offering and the underlying technology architected to provide the solution. The RTO SLO only applies to the Managed Service experiences. The RTO will be specified in the customer's Playbook developed during implementation.

The term "**Disaster Recovery Declaration**" is defined as follows:

A substantial outage of the Customer IT infrastructure in which the Customer declares a disaster event. This Customer declaration activates the process to execute the Customer Disaster Recovery Plan documented in the InterVision DRaaS Runbook (Playbook). This DRaaS Runbook includes steps to transition primary Customer IT operations from the Primary location to the designated Disaster Recovery location.

Hosted Café will require a customer representative with a defined role of "Recovery" in the Hosted Café Portfolio Admin Tool to initiate the disaster declaration prior to creating a P1 ticket (emergency) for the event. Subsequent steps will be dictated by the Customer and in accordance with the Disaster Recovery Plan.

DRaaS Service Credits for Declaration State

When a client invokes a Disaster Recovery Declaration Event for a DRaaS VDC (i.e. Run, Ready, and Restore) other than those clearly specified as Assisted on the Sales Order, The IaaS Premium Service Level Objectives and Service Level Commitments apply beginning with the Recovery Time Objective specified in the Sales Order or as specified in the mutually agreed Playbook or statement of work. At the RTO point for Run and Ready VDCs, all resources within the At-Recovery capacity specified in the Sales Order will be available and all Virtual Machines that can recover within the At-Recovery capacity will be powered on unless otherwise specified. At the RTO point for Restore VDCs, all resources within the At-Recovery capacity specified on the Sales Order will be available and the restore process will have been initiated.

Exclusions

The following are not covered by this SLO:

- The customer is solely responsible for generating and formatting all data.
- The customer is solely responsible for the integrity of all data targeted for DRaaS.
- Failure of the customer Internet or other network connection to the DRaaS servers (e.g. via the public internet or customer's own network).
- Malfunction of customer's own computing systems upon which the DRaaS components are installed (including hardware, operating system(s) or local software) – including lack of availability due to configuration issues.
- Inability to access DRaaS due to customer security or software provided by customer or 3rd
- For DRaaS products that target AWS for their recovery: InterVision will initiate all actions defined in the Recovery Run Book. Services beyond the scope of the Run Book, including steady-state operations after the declaration, will require a separate statement of work and may incur additional professional service costs.

13.2 INFRASTRUCTURE AS A SERVICE AND DISASTER RECOVERY AS A SERVICE BILLING PROCEDURES

InterVision shall invoice Client monthly in advance for the Monthly Minimum Fee for each VDC in the Client Environment.



DRAAS SERVICE GUIDE - DRAAS READY TO CLOUD

Following each billing period, InterVision shall compute Actual Usage for each VDC in the Client Environment as described for each component type below. InterVision shall compute any Additional Use and the Additional Use Spend. InterVision shall invoice Client monthly in arrears for any Additional Use Spend. If Actual Usage is lower than Monthly Minimum Fee, there is no refund of or credit for the Monthly Minimum Fee billed in advance.

Actual Usage for infrastructure components is calculated as follows.

CPU usage is calculated as the sum of the daily CPU usage for each Day in the Billing Period where the daily CPU usage is the maximum Sampled CPU value for that Day multiplied by the daily rate for CPU shown in the Rate Schedule.

- Memory usage is calculated as the sum of the Memory daily usage for each Day in the Billing Period where the daily Memory usage is the maximum Sampled Memory value for that Day multiplied by the daily rate for Memory shown in the Rate Schedule.
- Storage usage is calculated as the sum of the Storage daily usage for each Day in the Billing Period where the daily Storage usage is the maximum Sampled Storage value for each type of Storage for that Day multiplied by the daily rate for that specific type of Storage shown in the Rate Schedule.
- Internet usage is calculated as the sum of the number of Gigabytes sent and received via InterVision's internet service for that Day multiplied by the daily rate for the Internet shown in the Rate Schedule.
- Port Data Flow usage is calculated as the sum of the number of Gigabytes sent and received through a Port dedicated to the Client for that Day multiplied by the daily rate for Port Data Flow shown in the Rate Schedule.
- IP Address usage is calculated as the sum of the IP Address daily usage for each Day in the Billing Period where the daily IP Address usage is the number of IP Addresses assigned for that Day multiplied by the daily rate for IP Address shown in the Rate Schedule.

Support usage is calculated as the applicable percentage of total Infrastructure Component Actual Usage Fees incurred in the Billing Period. The applicable percentage is shown on the Sales Order for each VDC.

Actual Usage for Managed Service components is calculated as follows.

The Replication Service associated with DRaaS Ready VDCs is calculated as the sum of the daily VM replication usage for each Day in the Billing Period where the daily VM replication usage is the maximum value of Sampled VMs being replicated for that Day multiplied by the daily rate for Replication Service shown in the Rate Schedule. For clarity, the daily rate does not change based on the number of VMs being replicated; it is established based on the number of VMs on the Service order and used to calculate the Monthly Minimum Fee.

The Replication Service associated with DRaaS Restore VDCs is calculated as the sum of the daily Storage usage for each Day in the Billing Period where the daily Storage usage is the maximum value of Sampled Storage being consumed for that Day multiplied by the daily rate for Replication Service shown in the Rate Schedule. For clarity, the daily rate does not change based on Storage consumption; it is established based on the Storage value on the Service order and used to calculate the Monthly Minimum Fee.

Managed Services associated with DRaaS VDC at-recovery items (e.g. CPU at Recovery, Memory at Recovery, Max Bandwidth at Recovery and Storage at Recovery) are calculated for each service ordered as the sum of the at-recovery Managed Service amount shown on the Service order multiplied by the daily rate for the specific Managed Service shown in the Rate Schedule.

License usage is calculated for each type of License as the maximum, concurrent number of license units, typically a one per virtual machines (VM) or one per CPU in the VM, with the License provisioned, whether the associated VM is powered-on or powered-off, at each point in the Billing Period (also described as the "High Water Mark") multiplied by the monthly rate for the License shown in the Rate Schedule. Each "Copy" action counts as an instance. A "Move", which is technically a copy and delete, is counted only as a single instance.



DRAAS SERVICE GUIDE - DRAAS READY TO CLOUD

Eligible Microsoft Windows Server Applications (e.g. Microsoft SQL Server Standard Edition) deployed in the InterVision VDC that are covered by an existing application license will not be included in the calculation. This option is available to Microsoft Volume Licensing (VL) customers with eligible server applications covered by active Microsoft Software Assurance (SA) contracts. Information on the required verification is available from Microsoft. InterVision must have documentation showing the Client's eligibility under Microsoft Software Assurance or Client is responsible for license fees.

Professional Services are measured monthly during the billing period as described in the corresponding Work Order.

Recovery State billing

1. If Client has authorized Professional Services for PlayBook execution or other Professional Services specified in a separate statement of work, InterVision will perform the services and invoice for those services upon Declaration Event.
2. Usage for Bandwidth, CPU, and Memory and other Resource during the Recovery State will be invoiced as described above for Premium VDCs. Other usage fees may include Managed Services, Support, and License fees if those resources apply in the primary VDC. These other usage fees are charged at the primary VDC rate or, if they are needed and not in the primary VDC, they will be charged at the then-current Premium VDC rates. Usage fees will continue until the authorized decommissioning or return to Replication State.

Declaration Test billing

1. For Declaration Tests scheduled by Client and confirmed by InterVision, Declaration Test Infrastructure Resources will be credited for up to three Days each two times annually. Annual periods commence on the Initial Start Term.
2. Professional Services authorized by Client, if any, will apply.

Per Incident support fees are in addition to the standard Support Fee and are invoiced only when authorized by Client for specific, out-of-scope support activities.

©2020 InterVision. InterVision reserves the right to update this document at any time for any reason. The services and capabilities in this document may change without notice.